


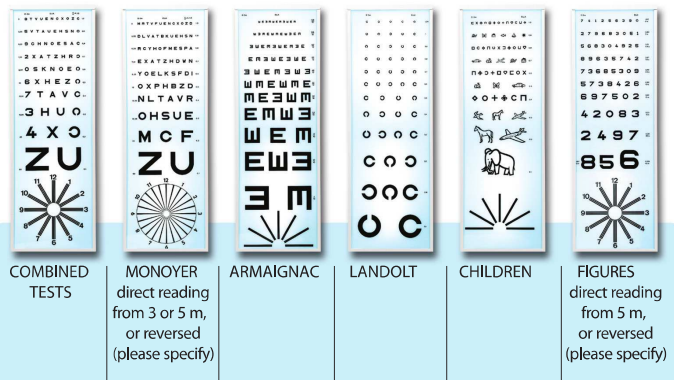
Luminous eye charts




There are two versions of the Ella eye charts:

- Overall lighting control:
 - Ref. EFTL fixed test
 - Ref. ETINFL interchangeable tests

Choices of test



*Please specify your choice of test when ordering



Ref. ELU 9
Remote controlled chart for opticians. Direct reading from 4 or 5 m or reversed from 2.50 m
Voltage: 230 volts, 50 Hz



Ref. T22 Album of Ishihara test plates. Full set of 38 plates. Also available for children.



Eye charts on plastic supports



MONOYER
Direct reading from 5 m
Ref. T1




MONOYER
Reversed reading
from 2.5 m in a mirror
Ref. T2



MONOYER
Direct reading
from 3 m
Ref. T5




ARMAIGNAC
Direct reading from 5 m
or reversed reading
from 2.5 m in a mirror
Ref. T6




LANDOLT
Direct reading from 5 m
or reversed reading
from 2.5 m in a mirror
Ref. T7




CHILDREN
Direct reading from 5 m
or reversed reading
from 2.5 m in a mirror
Ref. T8




FIGURES
Direct reading from 5 m
Ref. T9
Reversed reading
Ref. T10




ARAB
Direct reading from 5 m
Ref. T11



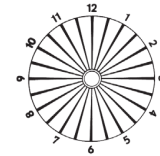
DDASS chart for children
Ref. T15



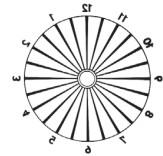
PIGASSOU chart
Direct reading from 2.5 m.
Supplied with matching test.
Ref. T20



Hand-held chart
for children and illiterates
Ref. E1




Fixed Parent
clock face
Ref. CP1



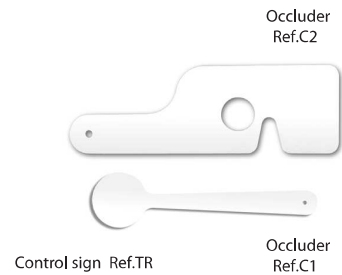
Fixed reversed
Parent clock face
Ref. CP2



"Stereo" fly test
for three-dimensional vision
Ref. T26



Parinaud hand-held chart
Ref. EL



Occluder
Ref. C2

Control sign Ref. TR



Occluder
Ref. C1