


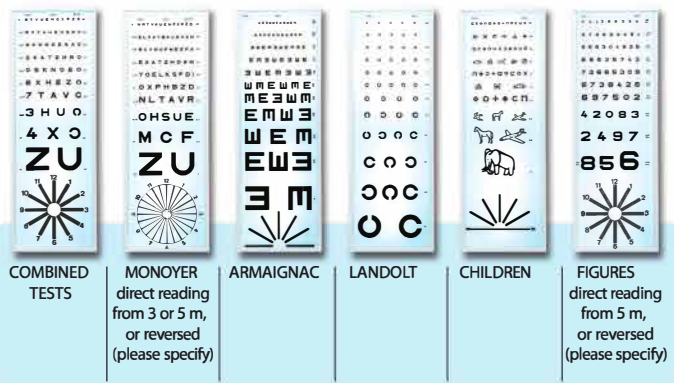
Luminous eye charts



There are two versions of the Ella eye charts:

- Overall lighting control:
 Ref. ETFL fixed test
 Ref. ETINFL interchangeable tests

Choices of test



*Please specify your choice of test when ordering



Ref. T22 Album of Ishihara test plates. Full set of 38 plates. Also available for children.

Eye charts on plastic supports




MONOYER
Direct reading from 5 m
Ref. T1




MONOYER
Reversed reading
from 2.5 m in a mirror
Ref. T2



MONOYER
Direct reading
from 3 m
Ref. T5



ARMAIGNAC
Direct reading from 5 m
or reversed reading
from 2.5 m in a mirror
Ref. T6



LANDOLT
Direct reading from 5 m
or reversed reading
from 2.5 m in a mirror
Ref. T7




CHILDREN
Direct reading from 5 m
or reversed reading
from 2.5 m in a mirror
Ref. T8





FIGURES
Direct reading from 5 m
Ref. T9
Reversed reading
Ref. T10



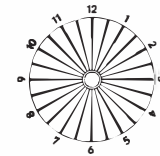
ARAB
Direct reading from 5 m
Ref. T11



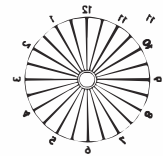
DDASS chart for children
Ref. T15



**Hand-held chart
for children and illiterates**
Ref. E1



**Fixed Parent
clock face**
Ref. CP1



**Fixed reversed
Parent clock face**
Ref. CP2



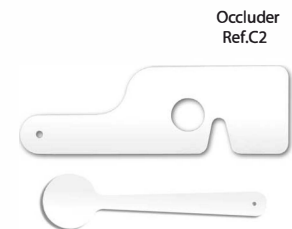
**"Stereo" fly test
for three-dimensional vision**
Ref. T26



PIGASSOU chart
Direct reading from 2.5 m.
Supplied with matching test.
Ref. T20



Parinaud hand-held chart
Ref. EL



Occluder
Ref. C2

Control sign Ref. TR



Occluder
Ref. C1

