


Nite

Infant transport incubator



NITE, Médipréma transport incubator, is designed to be used by neonatal intensive care units to ensure all types of transfers of newborns, within or between hospitals, over short or long distances.



Nite - Ref.5020

Infant transport incubator

SPECIFICATIONS

Temperature regulation :

- air mode from 28 to 39°C (with secure access above 37°C).
- skin mode from 35 to 38°C (with secure access above 37°C).

Main heating system by radiant vault, backed by a heat recovery unit under the patient tray.

Perfect and secure heating whatever the environmental conditions are, thanks to probes measuring the air temperature in the canopy and the heating temperature of the vault.

The most silent incubator in use : 18dB(A)

Heating power : 330W (absorbed power 450VA)

Internal heating battery :

Autonomy 15 to 45 minutes. Possibility to add an external battery to increase this autonomy up to 4 hours.

Multiple power supplies :

Alternating current from 110 to 240V, 50/60HZ and continuous from 12 to 36 V.

DESCRIPTION

User interface on a tactile LCD screen enabling the choice of language (English, French, German, Spanish).

Simultaneous display of control temperatures, air and skin temperatures, heating power, alarm messages and power source.

Zoom in display of real-time temperature curves (monitoring) and their history.

Very spacious Plexiglas canopy with perfect visibility on 5 sides.

Top of the canopy to mattress distance:

- 295 mm with standard tray
- 270 mm with extractable tray inside the canopy
- 190 mm with extractable tray outside the canopy

Complete access to the infant through the 4 sides :

- Front panel : 1 large door with 2 portholes
- Rear panel : 1 large door with 2 portholes
- Head side : 1 two-leaf door
- Feet side : 1 vertical trap door

Fold down head side allowing an easy access to the baby's head (only with standard tray).

70% slide-out tray in option for an easier access to the infant (easily interchangeable with a standard tray)

Bedding : 610x340mm, on silicone studs in order to reduce vibrations, maintained on the incubator by releasable fixation index. Reversible bedding (head to feet) so the baby's position can be adapted to the type of transport and equipment.

4 molded-handles

4 fixation points to the structure

Overall dimensions (LxWxH) : 910 x 580 x 518 mm

Canopy dimensions (LxWxH) : 758 x 402 x 328 mm

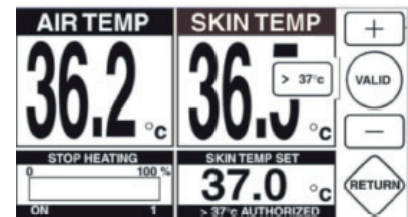
Weight : 37 kg

Electrical class : II


Class IIb medical device




10G restraining solution



Touchscreen



Protective and carrying tubular structure



Slide-out tray

OPTIONS & ACCESSORIES

- Built-in oxygen monitor
- Protective and carrying tubular structure with I.V.pole
- Slide-out tray
- Isothermal cover
- Foam & microbeads transport mattress
- External supplementary battery block
- Internal ventilator hoses holder
- 10G restraining solutions
- Integration on internal transfer modules and road/air transport modules designed by Médipréma